



STEP-BY-STEP GUIDE

CT PARTNER HUB

SETTING UP PROFILE VIA LINK

- 1 Click on the link provided via email or on our partner portal informational page
- 2 Enter your company name and email
- 3 If the company name differs from our internal SF records your account will not be created: contact CTpartnerhub@calltower.com
- 4 Follow steps below under NAVIGATING THE PORTAL

ACCESSING ACCOUNT VIA INVITE


- 1 Click on the link provided via email and create your credentials (in this case your profile is already set up, you just need to personalize your log in credentials)
- 2 If you run into any error messages contact CTpartnerhub@calltower.com
- 3 Follow steps below under NAVIGATING THE PORTAL

NAVIGATING THE PORTAL

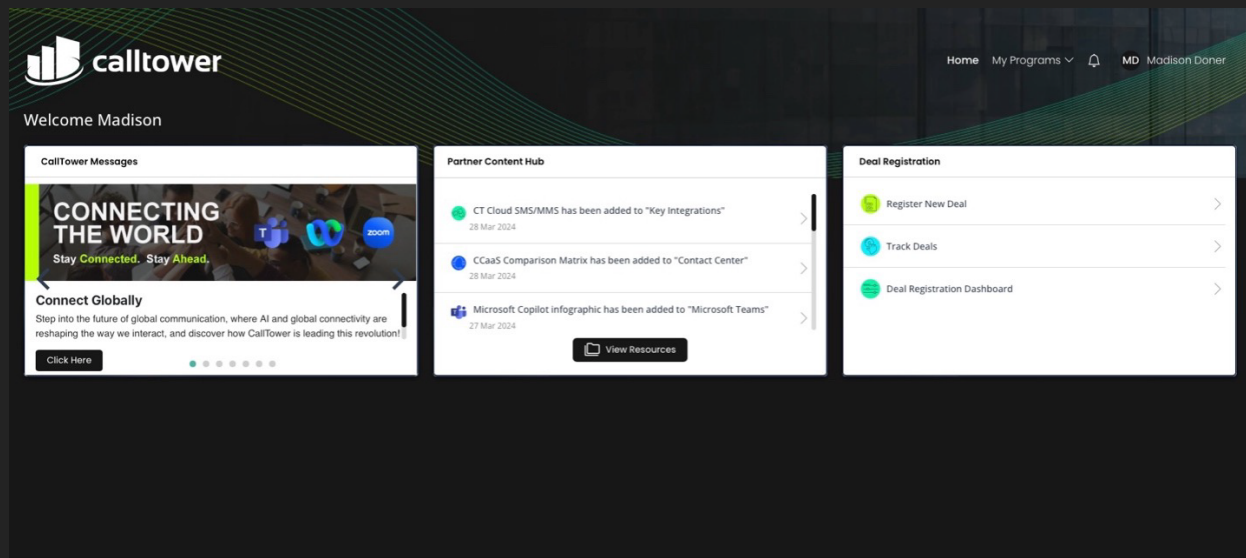


Great! Your account/profile is created and you have successfully logged in.

Welcome to the CT Partner Hub!




Below your welcome including your name you will see a dashboard with options like Messages, Content Hub, and Deal Registration.

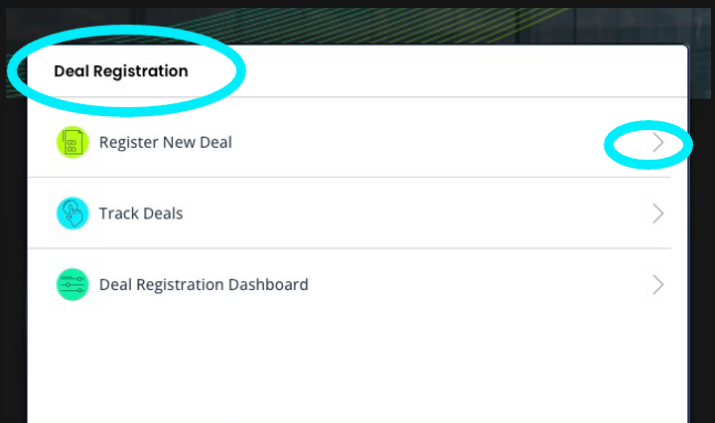


First you will find our revolving Messages, these will change from time to time as we curate new and important content. This serves as a quick way to get to our newest and most educational pieces.

Secondly, you will see our Content Hub. This will have all the educational pieces we've created. They are organized by capabilities/platforms. Once you find some pieces you keep referring to or think are helpful you can favorite them for easier access! All these pieces can be downloaded and shared. If you'd like any co-branding please reach out to mdoner@calltower.com.



Lastly, on the dashboard is all the information related to Deal Registration. Here you can register a deal, track deals already registered, and see a custom dashboard with data and analytics on your deal registration activity.





When registering a deal please enter as much information as possible. If a field is required but you are unsure of what to put please just put N/A. If you are unsure of your CallTower Contact, you can check out our Global Sales Map (found in our content hub) or put N/A and our team will assign you correctly.

Program: Register New Deal

Register New Deal

If not submitting this deal for another Partner, please use N/A for every answer.

Partner Name, if submitting for a Subagent:

Partner Contact Name:

Partner Contact Phone:

Partner Email:

Partner State/Province:

Partner Country:

What solution is being considered?

Submit

Discover more about CT Partner Hub by watching our **on-demand webinar!**



For more information

